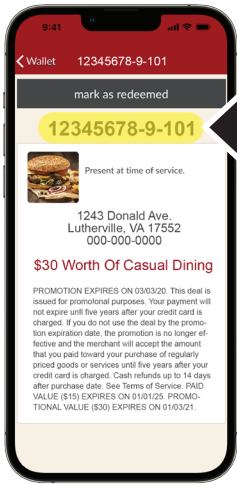


CLIPP.COM

REDEMPTION INSTRUCTION

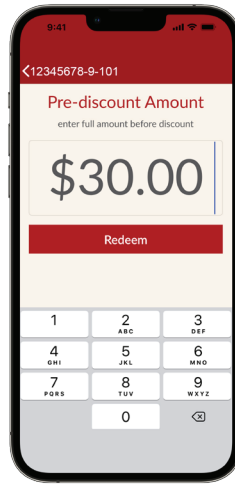


OPTION 1. Use when customer is presenting a **mobile certificate**.



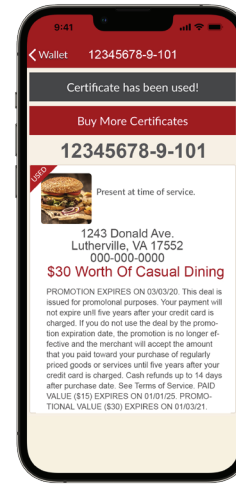
Simply tap the **"MARK AS REDEEMED"** button on the customer's phone.

For security purposes, please remain in close proximity to the customer while in possession of their phone.




Enter the customer's **"PRE-DISCOUNT AMOUNT (TOTAL BILL)"** in this window. **TAP ON "REDEEM"**

By entering the pre-discount amount, your Summary Report will show the average pre-discount value before the certificate was redeemed.

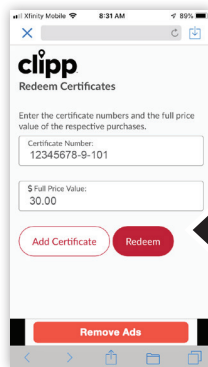


This window validates that the certificate has been redeemed and cannot be used again.

OPTION 2a. Use with a QR Code when customer is presenting a **paper certificate**.



Use the camera on your smartphone to scan the QR code on the paper certificate

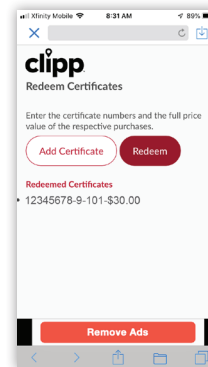


The certificate number will be displayed in this window.

Enter the customer's **"PRE-DISCOUNT AMOUNT (TOTAL BILL)"** in this window.

TAP ON "REDEEM"

By entering the pre-discount amount, your Summary Report will show the average pre-discount value before the certificate was redeemed.



This window validates that the certificate has been redeemed and cannot be used again.



OPTION 2b.
Use with our phone number or website when customer is presenting a paper certificate.


To redeem a paper certificate using our toll-free number:
Call 1-800-671-6219



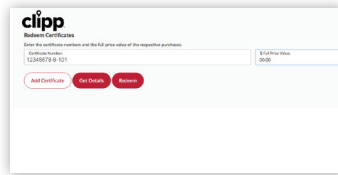
Enter the certificate number. **“PRESS 1”** to redeem.

To enter the **“PRE-DISCOUNT AMOUNT (TOTAL BILL),”** **“PRESS 2.”**

By entering the pre-discount amount, your Summary Report will show the average pre-discount value before the certificate was redeemed. If you are redeeming more than one certificate, **“PRESS 1”** to continue.



To redeem a paper certificate using our website:

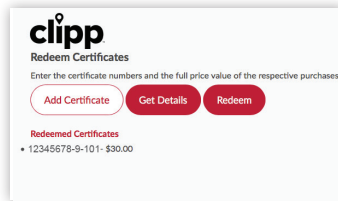


Go to www.clipp.com/redeem

Enter the certificate number and

“PRE-DISCOUNT AMOUNT (TOTAL BILL),” TAP ON **“REDEEM.”**

By entering the pre-discount amount, your Summary Report will show the average pre-discount value before the certificate was redeemed.

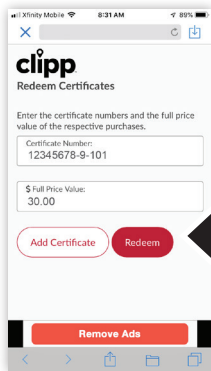


This window validates that the certificate has been redeemed and cannot be used again.

OPTION 3. Use with QR Code when customer is presenting an **Apple Wallet Pass.**



Use the camera on your smartphone to scan the QR code on the Apple Wallet Pass.

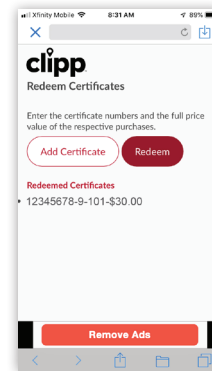


The certificate number will be displayed in this window.

Enter the customer's **“PRE-DISCOUNT AMOUNT (TOTAL BILL)”** in this window.

TAP ON “REDEEM”

By entering the pre-discount amount, your Summary Report will show the average pre-discount value before the certificate was



This window validates that the certificate has been redeemed and cannot be used again.

